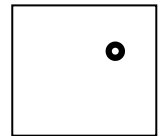
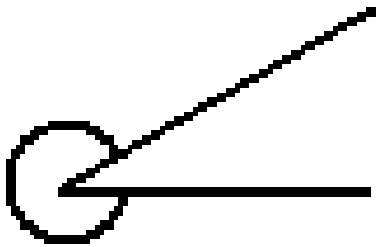
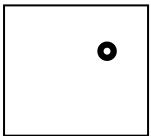
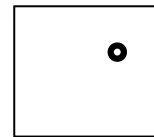
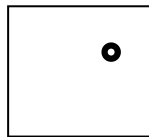
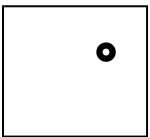
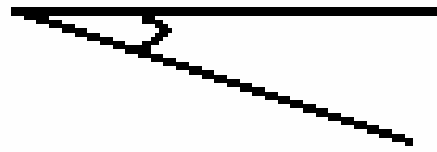
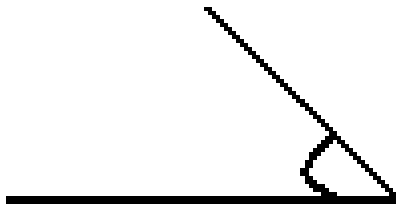
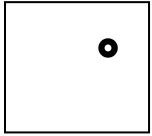

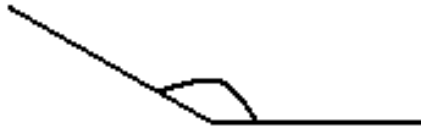

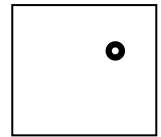
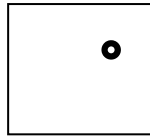


Misura le ampiezze e trascrivile nel quadratino corrispondente.



Ora disegna tu le ampiezze indicate dai due quadratini aiutandoti con il goniometro.

155°

60°

0 \_\_\_\_\_

0 \_\_\_\_\_

Classe

4<sup>^</sup>

